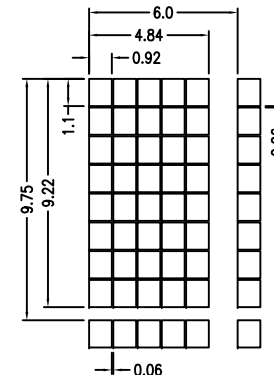

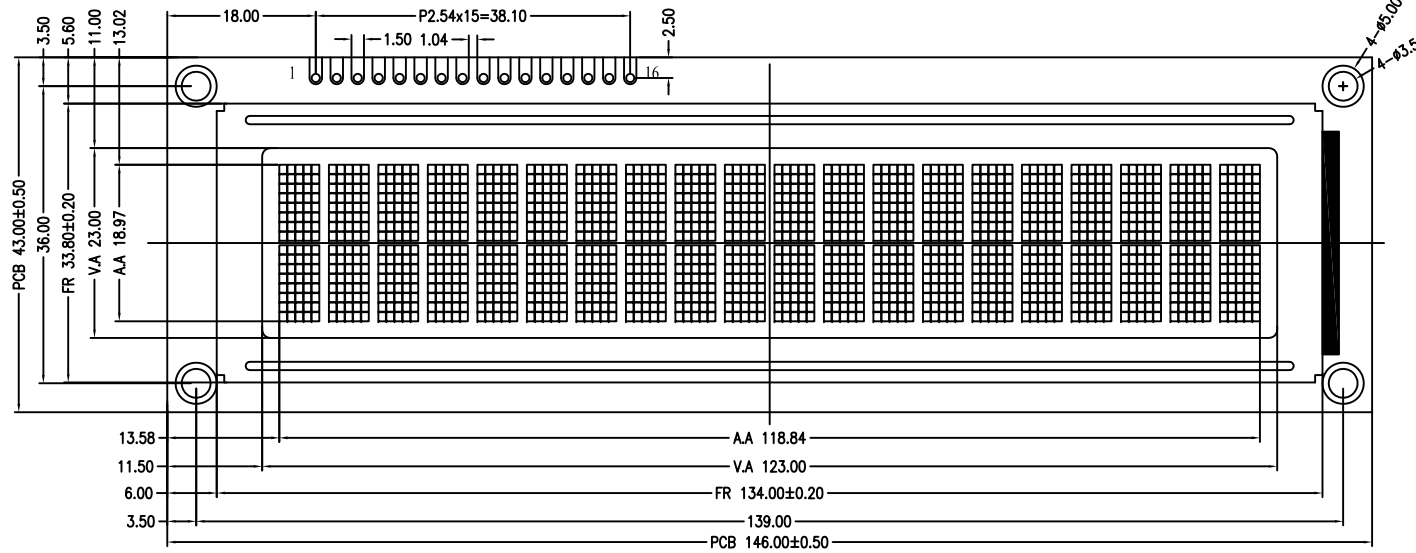


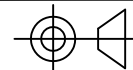
| REV: | DESCRIPTION | BY | DATE       |
|------|-------------|----|------------|
| V1.0 | New issue   | XP | 2017-10-29 |
|      |             |    |            |
|      |             |    |            |



| NO | Symbol |
|----|--------|
| 1  | VSS    |
| 2  | VDD    |
| 3  | V0     |
| 4  | RS     |
| 5  | RW     |
| 6  | E      |
| 7  | DB0    |
| 8  | DB1    |
| 9  | DB2    |
| 10 | DB3    |
| 11 | DB4    |
| 12 | DB5    |
| 13 | DB6    |
| 14 | DB7    |
| 15 | A      |
| 16 | K      |

NOTES :

- |   |   |
|---|---|
| 1. LCD TYPE:  | STN Y-G, Positive Transmissive                |
| 2. OPERATING VOLTAGE:   | VDD=5.0V, Vop=4.50V                           |
| 3. VIEWING DIRECTION:   | 6 O'CLOCK                                     |
| 4. DRIVE METHOD:  | 1/16 Duty, 1/5 Bias                           |
| 5. OPERATING TEMP:  | -20°C TO +70°C                                |
| 6. STORAGE TEMP:  | -30°C TO +80°C                                |
| 7. CONNECTOR TAPE:  | Zebra   |
| 8. DRIVER IC:   | AIP31066 or Equivalent                        |
| 9. BACKLIGHT:   | Yellow-Green, 2 pcs LED VF=3.1±0.2, IF=15x2mA |
| 10. ALL sub-parts and materials of the parts, must comply with the RoHS instructions of EU. |   |



**SINDA DISPLAY TECHNOLOGY CO., LTD.**

|               |    |            |
|---------------|----|------------|
| SHEET: 1 of 1 |    |            |
| APPROVALS     |    | DATE       |
| DWN           | XP | 2017-10-29 |
| CHK           |    |            |
| APP           | CJ | 2017-10-29 |

|                            |                    |        |
|----------------------------|--------------------|--------|
| MODEL NUMBER :             | VERSION: 1.0       | UNITS: |
| SDCB2002SYG-04             | GENERAL TOL: ± 0.2 | MM     |
| DO NOT SCALE THIS DRAWING. |                    |        |

www.sindadisplay.com

SCALE: 1:1