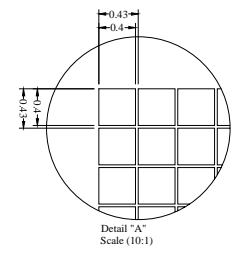
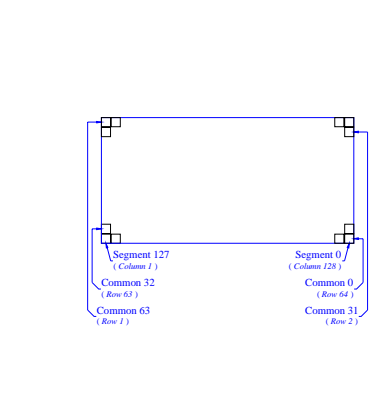
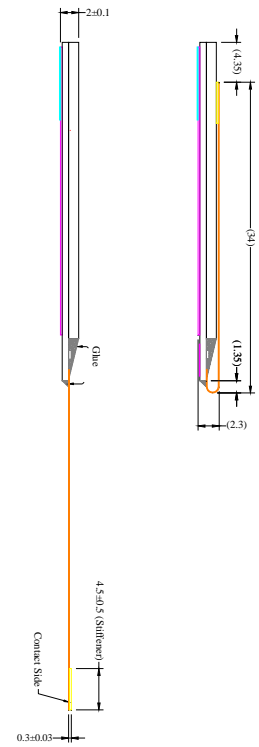
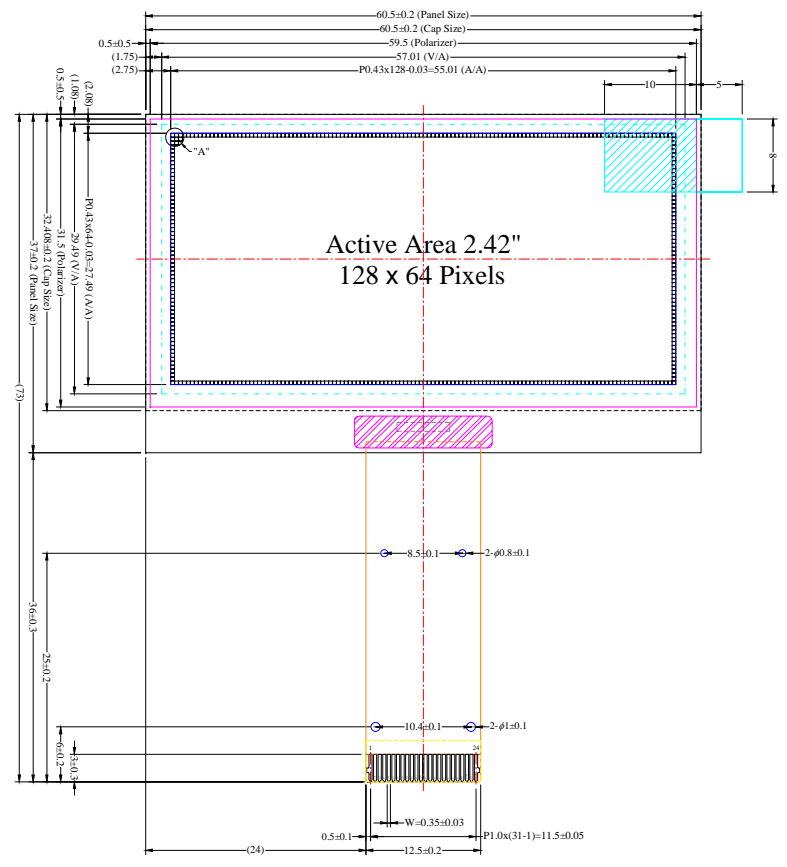


REV:	DESCRIPTION	BY	DATE
V1.0	New issue		



Pin	Symbol
1	NC
2	LVSS
3	VSS
4	NC
5	VDD
6	BS1
7	BS2
8	CS
9	RES
10	D/C
11	W/R
12	R/D
13	D0
14	D1
15	D2
16	D3
17	D4
18	D5
19	D6
20	D7
21	IREF
22	VCDMH
23	VCC
24	NC

- Notes:
- Color: White
 - Driver IC: SSD1309
 - FPC Number: UT-0205-P05
 - Interface:
8-bit 68XX/80XX Parallel, 4-wire SPI, I2C
 - General Tolerance: ±0.30
 - The total thickness (2.10 Max) is without polarizer protective film & remove tape.
The actual assembled total thickness with above materials should be 2.35 Max.

SINDA DISPLAY TECHNOLOGY CO., LTD.				
SHEET: 1 of 1		MODEL NUMBER : SDO12864-16	VERSION: 1.0	UNITS: MM
APPROVALS	DATE	GENERAL TOL: ± 0.2		
DWN	SD-02	DO NOT SCALE THIS DRAWING.		
CHK				
APP	SD-11			
		www.sindadisplay.com		SCALE: 1:1