

8

7

6

5

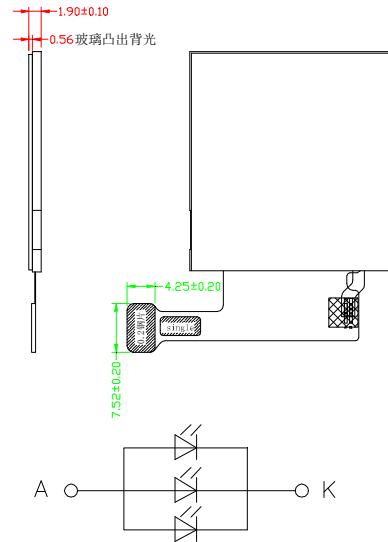
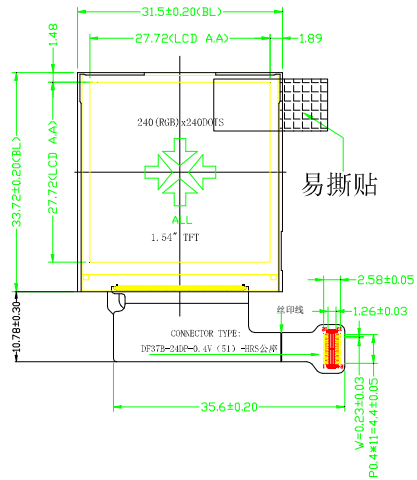
4

3

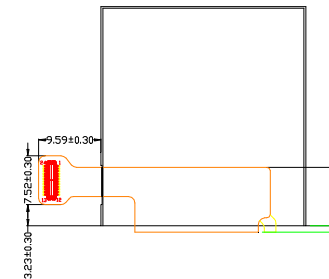
2

1

REV:	DESCRIPTION	BY	DATE
V1.0	NEW	SD-03	



LED CIRCUIT DIAGRAM:
电路图



FPC折弯后示意图
展开出货

脚位	拼定义
1	GND
2	RESET
3	GND
4	DB8
5	DB7
6	DB6
7	DB5
8	DB4
9	DB3
10	DB2
11	DB1
12	DB0
13	IM1
14	RD
15	WR
16	RS
17	CS
18	IOVCC
19	FMARK
20	VCI
21	GND
22	LEDA
23	LEDK
24	GND

Notes:

- 1). Display mode: 65K TFT/Transmissive
- 2). Viewing angle: ALL O'clock
- 3). Operating temp.: -20;C~+70;C
Storage temp.: -30;C~+80;C
- 4). IC:ST7789V
- 5). Backlight: 3 chip White LED ,in parallel
- 6). General Tolerance:; A20.
- 7). Rohs Compliancy.
- 8). with mark "()" are referenced

		SINDA DISPLAY TECHNOLOGY CO., LTD.	
SHEET: 1 of 1		MODEL NUMBER : SDT01601-A24	VERSION: 1.0
APPROVALS	DATE	GENERAL TOL:± 0.2	
DWN	SD-03	UNITS: MM	
CHK	2018-12-12	DO NOT SCALE THIS DRAWING.	
APP	SD-11	SCALE: 1:1	
		www.sindadisplay.com	

8

7

6

5

4

3

2

1